

ESAB Cutmaster 120

Heavy Industrial hand plasma equipment



The ESAB Cutmaster 120, weighing only 28 kg and provides 120 amps of cutting power for a 40mm (1-1/2") recommended cut and 55mm (2-1/8") maximum cut. This compact unit, like all other Cutmasters, comes standard with the 1Torch® providing you with the well known comfort and reliability famous throughout the industry. Packages include power source, SL100 1Torch, spare parts kit, air filter/regulator, work cable and clamp and power cable.

- True Cut™– 40mm 1-1/2")
- Quick Disconnect Torch for easy maintenance or machine torch conversion
- Auto-Restrike on mesh or expanded metal for maximum productivity
- True-Guard™ roll bar for ultimate protection
- TD Surelok® technology for better quality cuts and parts life






Industry

- Heavy Fabrication
- Ship Building
- Construction
- Manufacturing
- Structural Steel
- Rental Fleets
- Pipe and Pipelines
- Mining
- Demolition and Scapping



Specifications / Technical data

Recommended Cut	40mm
Maximum Cut	55mm
Pierce Rating	25mm
Max Amperage Output	120A
Output Power	15.4 kW
Dimensions	305mm x 381mm x 762mm
Weight	28.1 kg
Torch Air pressure	5.2 bar
Torch Air consumption	212 l/m
Input voltage	400V - 3 ph, 50/60 Hz
Duty Cycle	40% @ 120A
Amperage Draw	32A @ 400V, 3 ph

Gouging Profiles				
	Output Range	Depth	Width	Profile
Tip A	40 Amps (MAX)	Shallow	Narrow	
Tip B	50-100 Amps	Deep	Narrow	
Tip C	60-120 Amps	Moderate	Moderate	
Tip D	60-120 Amps	Shallow	Wide	
Tip E	120 Amps	Moderate	Wide	

Gouging profile chart for choosing the right gouging tip based on your application